

PROJECT NAME:	DATE:	TYPE:
SPECIFIER:	PREPARED BY:	
PART NO.:		



LED STRIP SERIES

TBD.NU-SS-3.0

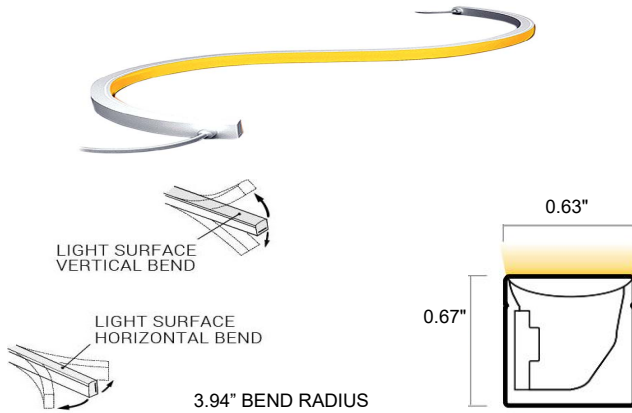
3W SAUNA/STEAM RATED FLEXIBLE LED STRIP



TBD.NU-SS-3 is a high performance flexible LED Strip for use in sauna/steam environments. It is designed to resist high temperatures and can bend around contours or tight curves, horizontally or vertically without being damaged.

FEATURES

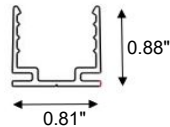
- 24V DC Constant Voltage
- 3W Per Foot
- 150 Lumens Per Foot
- 88+ CRI
- Lens: Flat
- Max Run 32 ft.
- Strip Dimensions: 0.63"W x 0.67"D
- Bend Radius 3.94" Horizontal or Vertical Options
- Beam Angle: 160°
- IP67 Damp Rated
- Bottom, Side and End Feed Options
- Requires Remote Dimmable TLS Power Supply
- Dimming: MLV, ELV, 0-10, TRIAC
- Certifications: UL Listed; Title 24 JA8




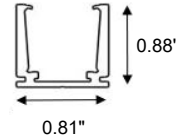
ACCESSORIES



TBD.NU-SS-PC39 (39")
PLASTIC CHANNEL
(SOLD SEPERATELY)



TBD.NU-SS-AC2 (2")
TBD.NU-SS-AC39 (39")
SELF-LOCKING ALUMINUM CHANNEL
(SOLD SEPERATELY)



TBD.NU-SS-EC
END CAPS
(SOLD SEPERATELY)

ORDERING GUIDE

TBD.NU-SS-3.0

24V DC

LIGHT SURFACE
HB - HORIZONTAL BEND
VB - VERTICAL BEND

TEMP / COLOR
24K - 2400K
27K - 2700K
30K - 3000K
35K - 3500K
40K - 4000K
50K - 5000K

VOLTAGE

LENGTH
CC - CUSTOM CUT EVERY 2.19"

Please refer to chart below to determine actual lengths once LED is cut versus actual lengths required or specified.

POWER FEED

BF - BOTTOM FEED
SFL - SIDE FEED LEFT
SFR - SIDE FEED RIGHT
EF - END FEED

POWER FEED LENGTH

HW3 - 3FT
HW10 - 10FT
HW15 - 15FT
HW30 - 30FT
HW50 - 50FT

AM - AMBER
BL - BLUE
GR - GREEN
PK - PINK
RD - RED
YW - YELLOW



LED STRIP SERIES

TBD.NU-SS-3.0

3W SAUNA/STEAM RATED FLEXIBLE LED STRIP

TBD.NU Series is cuttable **every 2.19" (5.56 CM)**. Please refer to chart below to determine actual lengths once LED is cut versus actual lengths required or specified.

Total Length Calculation = order code length + end feed option length
example: 66.92" total length = code 30 + IP67 side feed (65.67" + 1.25")

Optional lead wire lengths available: **3Ft., 10Ft., 16Ft., 32Ft., 50Ft.**

POWER FEED OPTION	IP67
END FEED	0.65"
BOTTOM FEED	0.65"
SIDE FEED	0.65"

CUTTING LENGTH INCREMENT TABLE

CODE	LENGTH IN CM	LENGTH IN INCHES	CODE	LENGTH IN CM	LENGTH IN INCHES
3	16.68	6.57	34	189.04	74.43
4	22.24	8.76	35	194.6	76.61
5	27.8	10.94	36	200.16	78.80
6	33.36	13.13	37	205.72	81.00
7	38.92	15.32	38	211.28	83.18
8	44.48	17.51	39	216.84	85.37
9	50.04	19.70	40	222.4	87.56
10	55.6	21.89	41	227.96	89.75
11	61.16	24.08	42	233.52	91.94
12	66.72	26.27	43	239.08	94.13
13	72.28	28.46	44	244.64	96.31
14	77.84	30.65	45	250.2	98.50
15	83.4	32.83	46	255.76	100.70
16	88.96	35.02	47	261.32	102.89
17	94.52	37.21	48	266.88	105.07
18	100.08	39.40	49	272.44	107.26
19	105.64	41.59	50	278	109.45
20	111.2	43.78	51	283.56	111.64
21	116.76	45.97	52	289.12	113.83
22	122.32	48.16	53	294.68	116.02
23	127.88	50.35	54	300.24	118.21
24	133.44	52.54	55	305.8	120.40
25	139	54.72	56	311.36	122.59
26	144.56	56.91	57	316.92	124.78
27	150.12	59.10	58	322.48	126.96
28	155.68	61.29	59	328.04	129.15
29	161.24	63.48	60	333.6	131.34
30	166.8	65.67	61	339.16	133.53
31	172.36	67.86	62	344.72	135.72
32	177.92	70.05	63	350.28	137.91
33	183.48	72.24	64	355.84	140.09
			65	361.4	142.28
			66	366.96	144.47